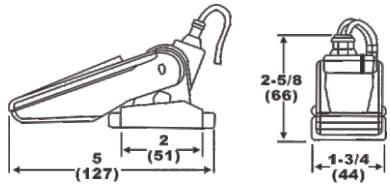


SEAFLO®

Model: SFBS-20-01
Dimensions in Inches (Millimeters)



01 Float Switch Instruction Manual

Model	Voltage	Wire Size	Wire Length	Max. Amps	Guard
SFBS-20-01	12/24/32VDC	18 Gauge (1.2 mm)	1 m	20 A (12 V) 10 A (24 V) 8 A (32 V)	No

CAUTION



Switch must be mounted equal to or above the pump base for positive shut-off.



All mounting holes must be sealed with a marine grade sealant to prevent water intrusion.

CAUTION



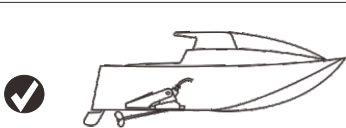
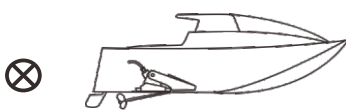
Keep all wire connections above the highest water level. Wires must be joined with connectors and a marine grade sealant to prevent wire corrosion.

CAUTION

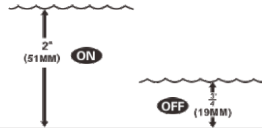
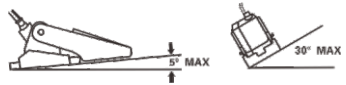


Always install proper size fuse to prevent damage. Should a short occur, failure to install proper fuse could increase risk of pump malfunction and potentially result in personal injury and / or fire hazard.



1



2





3

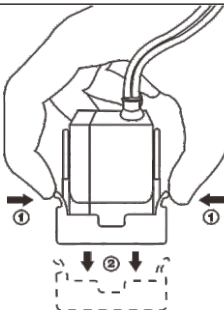


OR

3

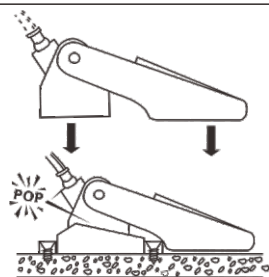


4


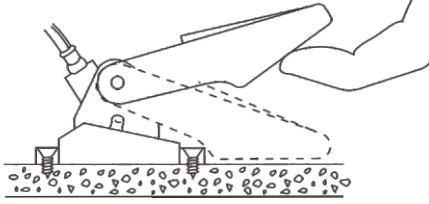


OR

4



Testing The Float Switch



CAUTION



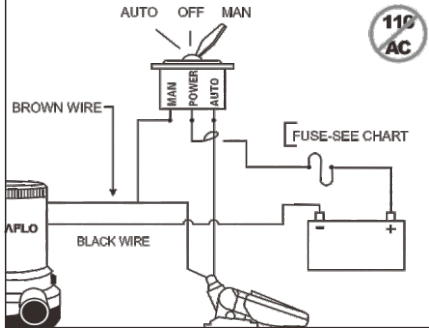
This unit is designed for fresh water and salt water ONLY. Using with any other hazardous, caustic, or corrosive material could result in damage to the pump and the surrounding environment, possibly exposure to hazardous substances and injury.



CAUTION



Disconnect power from the system before working on the unit to avoid personal injury, damage to the surrounding environment and/or damage to the unit.



Wire Connection

